

AktoMech

LS ELECTRIC ACB REPLACEMENT REQUIRED SPECIFICATIONS



Member of W.I.M.A.



72, Chrisostomou Smirnis Str. Piraeus Greece
Tel: (00 30 210) 4131258, (00 30 210) 4221692
info@aktomech.gr | www.aktomech.gr

Replacement Requirements

LS ELECTRIC ACB

To arrange the replacement of the LS ELECTRIC Air Circuit Breaker, please kindly send an email including the following details:


- **Email Subject: LS ELECTRIC ACB REPLACEMENT**
- **Company Name**
- **Vessel Name**
- **Sender Name & Department**
- **Sender Email Address**
- **Brief Description of the Issue**
- **Breaker Photographs:** high-resolution images clearly showing all relevant technical details must be provided (*see examples*). These photographs are required for proper assessment.
- **Electrical Diagram of the Breaker** – ensure it is clear and legible (*see example*).

Note: Clear and legible diagrams and photos are essential to properly assess the technical specifications.

1

Type of breaker

Please provide a close-up photograph of the Air Circuit Breaker (ACB) nameplate clearly showing the breaker type.



2

Smart trip unit


Please provide a close-up photograph clearly showing the smart trip unit



3

Accessories

Please provide a close-up photograph of the accessories nameplate



4

Bus bar connection Horizontal or Vertical

Please provide a photograph of the **rear side of the cradle** clearly showing the bus bar connections. (Not the breaker).



Rear side of the cradle

CORRECT



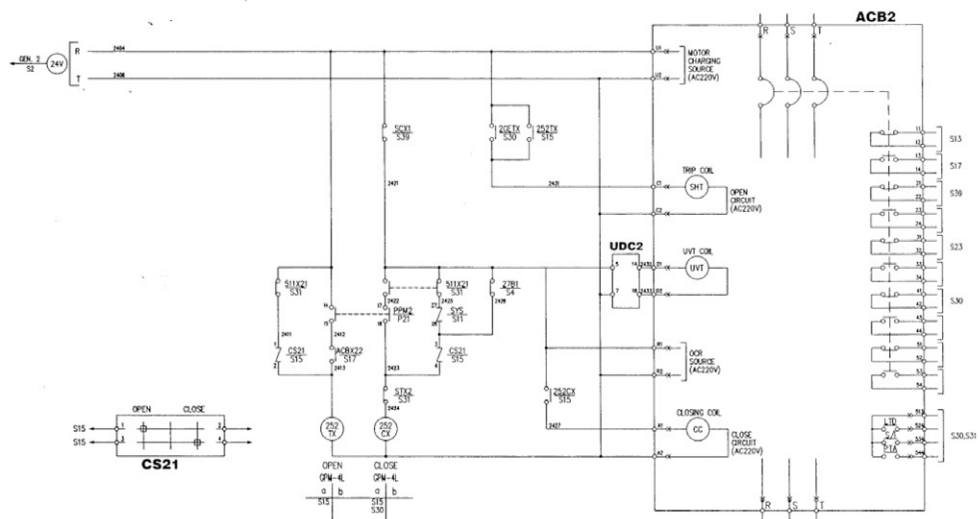
Rear side of the breaker

FAULT

5

Main switch board (M.S.B.) electrical drawings

The control circuit diagram of the main switchboard must be provided to allow for cross-checking of the associated components and accessories.



REVISION	APPROVED	SCALE	TITLE
Δ	DESIGNED	DATE	ACB CONTROL CIRCUIT (No.2 GEN.)
Δ			
Δ			

SHE CO., LTD.

DWG No. SH1224MSBD S15 SHEET No.